

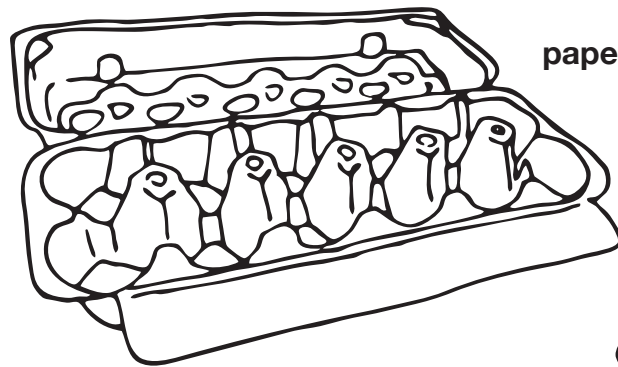
egg carton animal puppets

YOU'LL NEED

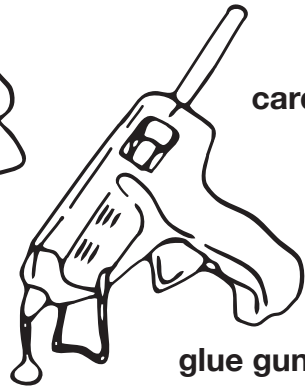
- Paper egg carton
- Recycled cardboard (eg: cereal, tissue boxes)
- Scissors
- Glue gun
- Paint
- Brushes
- Felt marker (optional)

STEP-BY-STEP INSTRUCTIONS

1. Cut out some pieces from the egg carton.
Middle pieces for necks and narrow heads (eg: horse, fox)
Bottom pieces for wide heads (eg: bear, pig).
2. Cut out head silhouettes from scrap cardboard.
3. Glue neck, head and silhouette pieces together.
4. Paint your animal.
5. Draw on details with felt marker.




paper egg carton

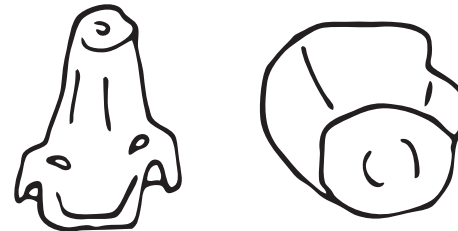


glue gun


cardboard silhouettes
(bear, fox, donkey)



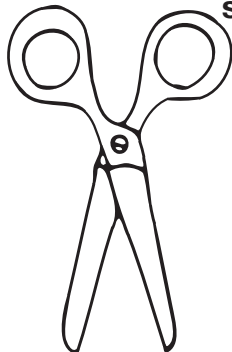
narrow and wide
egg carton pieces



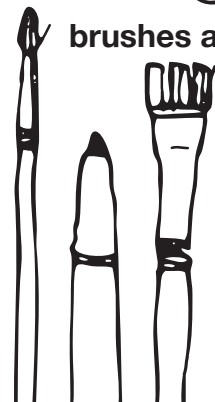
finished puppets




cardboard



scissors



brushes and marker



paint