

# paper or card finger puppets

## YOU'LL NEED

Recycled paper or cardboard

Old magazines (optional)

Scissors

Pens

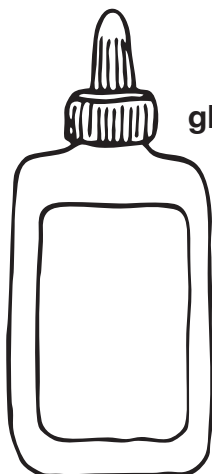
Paint

Brushes

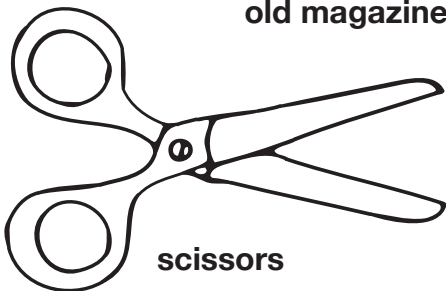
Glue or glue gun



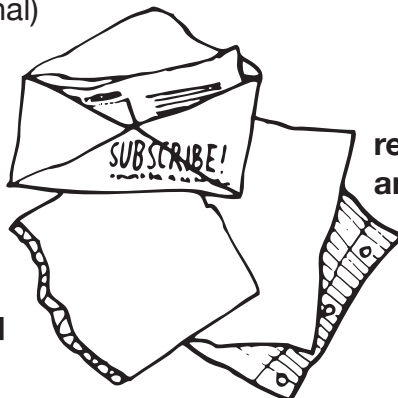
pens and  
brushes



glue



scissors




recycled paper  
and cardboard



paint



glue gun




old magazines

## STEP-BY-STEP INSTRUCTIONS

1. Roll a finger-sized tube from paper or cardboard and glue together. This will be the back of your puppet.
2. Draw or paint your character on a piece of paper or cardboard.
3. Or cut out your character from old magazines. Collage features and draw/paint additional details.
4. Glue your character onto the paper tube.



painted puppet



collage puppet